



PayU India

Integration Guide

Version 6.2.2

As of: 10.03.2017

Table of Contents

About PayU India.....	4
General information about payment methods via PayU India	4
Process flow charts	5
Configuration.....	6
Paygate interface	7
Definitions	7
Payment with PayU India via Paygate form interface	7
Credit card payment with PayU India via Paygate form interface.....	9
Credit card payment via Server-to-Server connection.....	12
Credit with reference.....	14
Batch processing via the interface.....	16

Document history

Date	Name	Change
10.03.2017	Peter Posse	Configuration added
23.12.2016	Peter Posse	First version

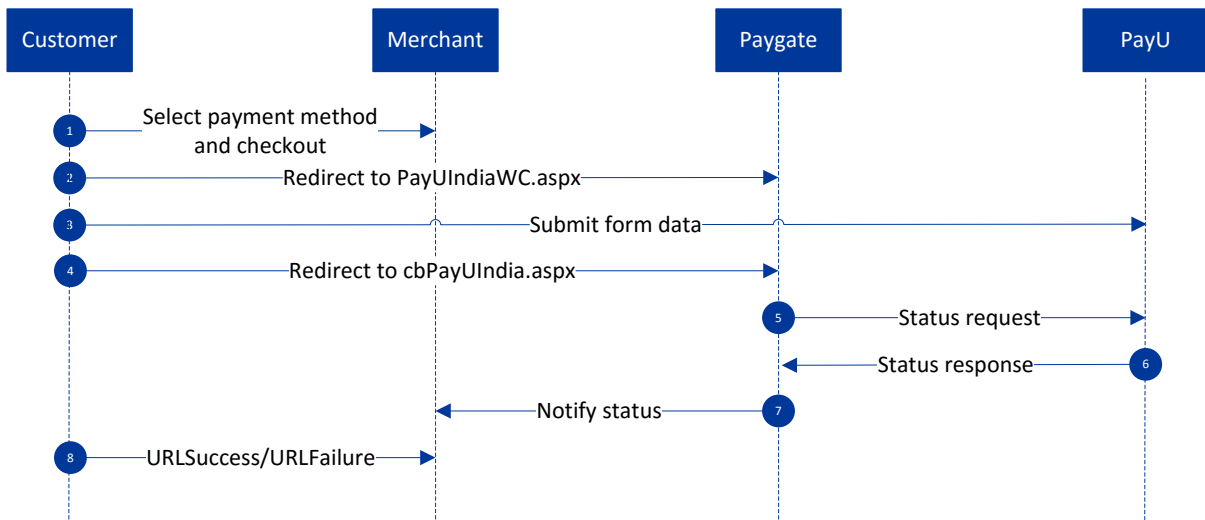
ABOUT PAYU INDIA

General information about payment methods via PayU India

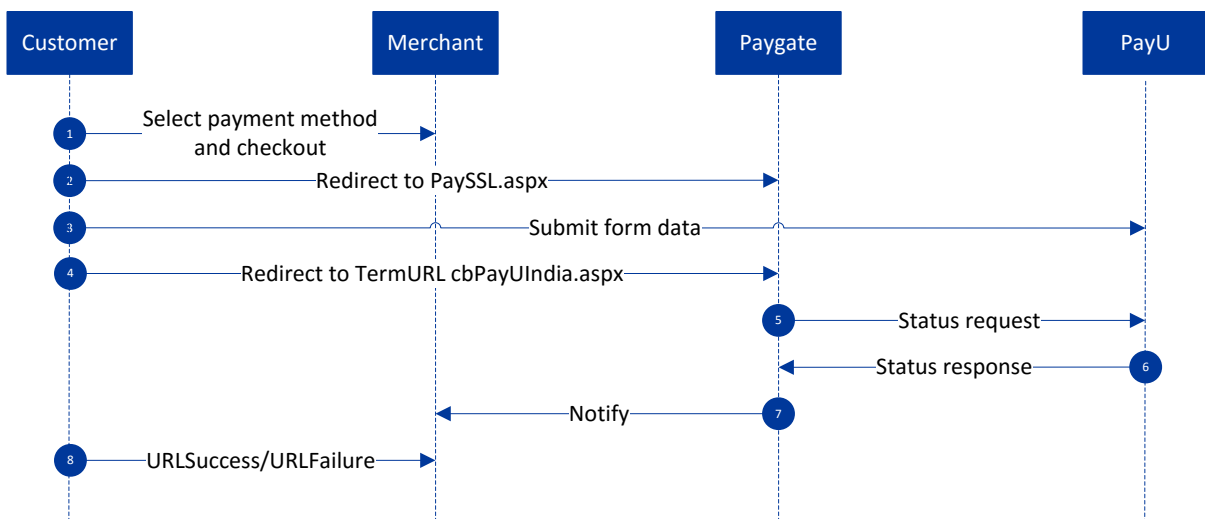


With the integration of PayU biz India merchants open the door to a rapidly growing e-commerce market. Only 30% of online customers in India have access to internationally accepted payment methods. With the integration of PayU biz via Computop Paygate merchants can offer 76 local payment methods to serve the majority of customers. This comprises of online transfers, credit and debit cards, eWallets and cash-in payments.

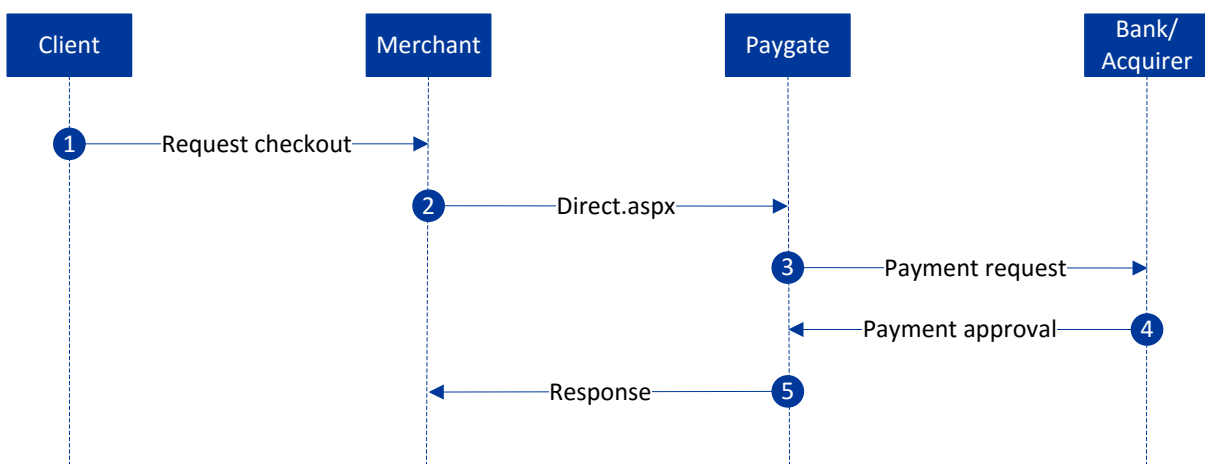
Process flow charts



Process flow for PayU India WebCheckout



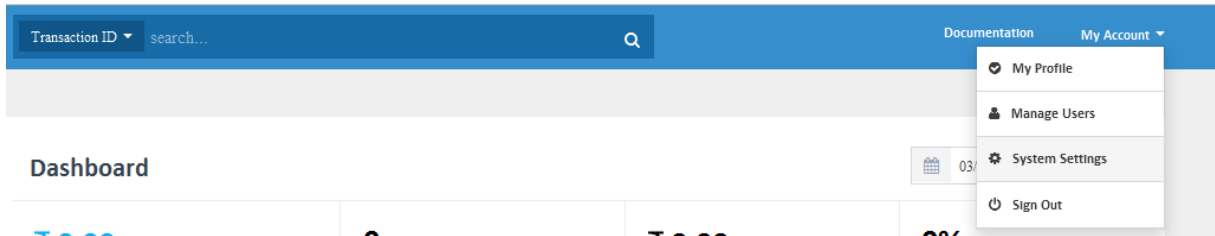
Process flow PayU India via form interface payssl.aspx



Process flow PayU India via server-to-server interface direct.aspx

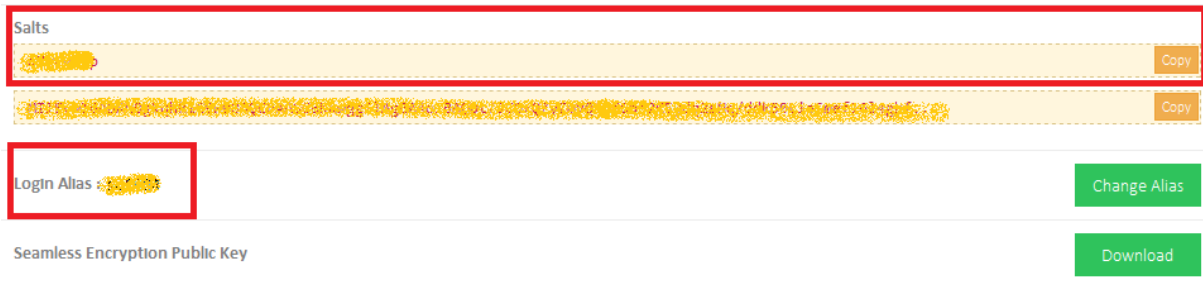
CONFIGURATION

For setting up the merchant for PayUIndia the Computop Support needs some information. These you can find in the PayU backend system for your own merchant account. Execute the command *MyAccount* and *System Settings*.



You need *Salts* and *Login Alias* from the system settings.

System Settings



Transmit both values on a safe way to Computop Support.

PAYGATE INTERFACE

Definitions

Data formats:

Format	Description
a	alphabetical
as	alphabetical with special characters
n	numeric
an	alphanumeric
ans	alphanumeric with special characters
ns	numeric with special characters
bool	boolean expression (true or false)
3	fixed length with 3 digits/characters
..3	variable length with maximum 3 digits/characters
enum	enumeration of allowed values
dtm	ISODateTime (YYYY-MM-DDDhh:mm:ss)

Abbreviations:

Abbreviation	Description
CND	condition
M	mandatory
O	optional
C	conditional

Payment with PayU India via Paygate form interface

To make a payment with PayU in India, go to the following URL:

<https://www.computop-paygate.com/payuindia.aspx>

Notice: For security reasons, Paygate rejects all payment requests with formatting errors. Therefore please use the correct data type for each parameter.

The following table describes the encrypted payment request parameters:

Parameter	Format	CND	Description
MerchantID	ans..30	M	MerchantID, assigned by Computop
TransID	ans..64	M	Merchant transaction number, which must be unique
RefNr	ns..30	M	Unique reference number

Amount	n..12	M	Amount in the smallest currency unit (e.g. EUR Cent) Please contact the helpdesk, if you want to capture amounts < 100 (smallest currency unit).
Currency	a3	M	Currency, three digits DIN / ISO 4217 Presently only INR, USD, GBP, CAD, EUR, AED, QAR, OMR, SGD, AUD, HKD permitted.
MAC	an64	M	Hash Message Authentication Code (HMAC) with SHA-256 algorithm
URLSuccess	ans..256	M	Complete URL which calls up Paygate if payment has been successful. The URL may be called up only via port 443 This URL may not contain parameters: In order to exchange values between Paygate and shop, please use the parameter UserData .
URLFailure	ans..256	M	Complete URL which calls up Paygate if payment has been unsuccessful. The URL may be called up only via port 443 This URL may not contain parameters: In order to exchange values between Paygate and shop, please use the parameter UserData .
Response	a7	O	Status response sent by Paygate to URLSuccess and URLFailure , should be encrypted. For this purpose, transmit Response=encrypt parameter.
URLNotify	ans..256	M	Complete URL which Paygate calls up in order to notify the shop about the payment result. The URL may be called up only via port 443 It may not contain parameters: Use the UserData parameter instead.
UserData	ans..1024	O	If specified at request, Paygate forwards the parameter with the payment result to the shop
ReqID	ans..32	O	To avoid double payments, enter an alphanumeric value which identifies your transaction and may be assigned only once. If the transaction is submitted again with the same ReqID, Paygate will not carry out the payment, but will just return the status of the original transaction.
OrderDesc	ans..100	M	Description of purchased goods, unit prices etc.
PayType	ans..25	O	Name of payment method to be executed
Plain	ans..50	O	A value to be set by the merchant to return some information unencrypted, e.g. the MID
Custom	ans..1024	O	The merchant can submit several values separated by which are returned unencrypted and separated by &. Custom=session=123 id=456 will change in the answer to Session=123&id=456
Customer data			
FirstName	ans..60	M	First name of the customer
LastName	ans..20	M	Last name of the customer
AddrStreet	ans..100	O	Customer's street name
AddressAddition	ans..100	O	Customer's address addition
AddrCity	ans..50	O	Town/city of the customer
AddrZip	ans..20	O	Postcode of the customer
AddrState	ans..50	O	Customer's federal state
AddrCountryCode	a..3	O	Country code of the customer according to ISO 3166; alphanumeric 2 or 3 characters. Presently only India allowed.
CustomerID	ans..128	O	Customer number. If customer number is not submitted instead the email address is transferred to PayU. The customer number is used to identify the customer in order to be able to select credit card data which might be stored with PayU.
eMail	ans..128	O	Email address of the customer
Phone	ans..40	O	Customer's phone number
Credit card payment (in case of credit card payment the following parameters are mandatory)			
CCNr	n..19	C	Credit card number at least 12-digit, numerical without spaces. You can optionally transmit also a pseudo card number (PCN)

CCVC	n..4	C	Card verification number: The last 3 digits on the signature strip of the credit card. 4 numbers in the case of American Express.
CCEpiry	n6	C	Expiry date of the credit card in the format YYYYMM, e.g. 201807.
CCBrand	a..22	C	Card brand: only VISA, MasterCard, AMEX, Diners, RuPay allowed. Please note the spelling!
CreditCardHolder	ans..60	C	Name of the credit card holder

Parameters for payments with PayU India WebCheckout

The following table describes the result parameters that the Paygate transmits to your **URLSuccess**, **URLFailure** or **URLNotify**. If you have specified the **Response=encrypt** parameter, the following parameters are forwarded Blowfish encrypted to your system:

Parameter	Format	CND	Description
MID	ans..30	M	MerchantID, assigned by Computop
PayID	an32	M	ID assigned by Paygate for the payment, e.g. for referencing in batch files.
XID	an32	M	ID for all single transactions (authorisation, capture, credit note) for one payment assigned by Paygate
TransID	ans..64	M	Merchant's transaction number
Status	a..30	M	OK or AUTHORIZED (URLSuccess) as well as FAILED (URLFailure)
Description	ans..1024	M	Further details in the event that payment is rejected. Please do not use the Description but the Code parameter for the transaction status analysis!
Code	n8	M	Error code according to Paygate Response Codes Excel file (part of the software client from www.computop.de/manual)
RefNr	ns..30	O	Merchant's unique reference number
MAC	an64	M	Hash Message Authentication Code (HMAC) with SHA-256 algorithm
CodeExt	n..10	O	Error code from PayU, if agreed with Computop support
ErrorText	ans..256	O	Error text from PayU, if agreed with Computop support
UserData	ans..1024	O	If specified at request, Paygate forwards the parameter with the payment result to the shop
TransactionID	ans..64	O	Transaction ID from PayU
Plain	ans..50	O	A value to be set by the merchant to return some information unencrypted, e.g. the MID
Custom	ans..1024	O	The merchant can submit several values separated by which are returned unencrypted and separated by &. Custom=session=123 id=456 will change in the answer to Session=123&id=456

Return parameters for URLSuccess, URLFailure and URLNotify with PayU India WebCheckout

Credit card payment with PayU India via Paygate form interface

In order to execute a credit card payment in India with PayU India via a Paygate form, visit the following URL:

<https://www.computop-paygate.com/payssl.aspx>

Notice: For security reasons, Paygate rejects all payment requests with formatting errors. Therefore please use the correct data type for each parameter.

The following table describes the encrypted payment request parameters:

Parameter	Format	CND	Description
MerchantID	ans..30	M	MerchantID, assigned by Computop
TransID	ans..64	M	TransactionID which should be unique for each payment
RefNr	ns..30	M	Unique reference number which appears on your printed card account or in the EPA-file (Electronic Payment Advice). Format must be mutually agreed beforehand with Computop!
Amount	n..12	M	Amount in the smallest currency unit (e.g. EUR Cent) Please contact the helpdesk, if you want to capture amounts < 100 (smallest currency unit).
Currency	a3	M	Currency, three digits DIN / ISO 4217. Presently only INR, USD, GBP, CAD, EUR, AED, QAR, OMR, SGD, AUD, HKD permitted.
MAC	an64	M	Hash Message Authentication Code (HMAC) with SHA-256 algorithm
OrderDesc	ans..100	M	Description of purchased goods, unit prices etc.
URLSuccess	ans..256	M	Complete URL which calls up Paygate if payment has been successful. The URL may be called up only via port 443 This URL may not contain parameters: In order to exchange values between Paygate and shop, please use the parameter UserData .
URLFailure	ans..256	M	Complete URL which calls up Paygate if payment has been unsuccessful. The URL may be called up only via port 443 This URL may not contain parameters: In order to exchange values between Paygate and shop, please use the parameter UserData .
Response	a7	O	Status response sent by Paygate to URLSuccess and URLFailure , should be encrypted. For this purpose, transmit Response=encrypt parameter.
URLNotify	ans..256	M	Complete URL which Paygate calls up in order to notify the shop about the payment result. The URL may be called up only via port 443 It may not contain parameters: Use the UserData parameter instead.
UserData	ans..1024	O	If specified at request, Paygate forwards the parameter with the payment result to the shop
ReqID	ans..32	O	To avoid double payments, enter an alphanumeric value which identifies your transaction and may be assigned only once. If the transaction is submitted again with the same ReqID, Paygate will not carry out the payment, but will just return the status of the original transaction.
RTF	a1	O	„I“ for initializing recurrent payments
Plain	ans..50	O	A value to be set by the merchant to return some information unencrypted, e.g. the MID
Custom	ans..1024	O	The merchant can submit several values separated by which are returned unencrypted and separated by &. Custom=session=123 id=456 will change in the answer to Session=123&id=456
Customer data			
FirstName	ans..60	M	First name of the customer
LastName	ans..20	M	Last name of the customer
AddrStreet	ans..100	O	Customer's street name
AddressAddition	ans..100	O	Customer's address addition
AddrCity	ans..50	O	Town/city of the customer
AddrZip	ans..20	O	Postcode of the customer
AddrState	ans..50	O	Customer's federal state

AddrCountryCode	a..3	O	Country code of the customer according to ISO 3166; alphanumeric 2 or 3 characters. Presently only India allowed.
CustomerID	ans..128	O	Customer number. The customer number is used to identify the customer at PayU. If this is submitted the PayU stores the card number. If CustomerID is transmitted to PayUIndia.aspx for subsequent payments the customer only needs to input the CVC within the form.
eMail	ans..128	O	Email address of the customer
Phone	ans..40	O	Customer's phone number

Parameters for credit card payments with PayU India in India

To adapt the layout of the SSL-page to your shop you can use the following unencrypted parameters to configure colours, fonts and images.

Parameter	Format	CND	Description
Template	ans..20	M	Name of XSLT-file with your own layout for the pay form. If you want to use the redesigned and downwards compatible Computop template, please transfer the template name "ct_compatible". If you want to use the responsive Computop template for mobile devices, please transfer the template name "ct_responsive".
Background	ans..256	M	Background ambiance of form: URL for a background image - HTML-colour value for background colour as HEX value or - HTML-colour name
BGColor	ans..7	M	Form background colour: - HTML-colour value for background colour as HEX value or - HTML-colour name
BGImage	ans..256	M	Form background image: URL for a background image Please note that this value supersedes "BGColor".
FColor	ans..6	M	Text colour: - HTML-colour value as HEX value or - HTML-colour name
FFace	a..10	M	HTML-name for the font
FSize	n2	M	Number for font size
Language	a2 (enum)	M	Language code: <de> German, <al> Albanian, <at> Austrian, <cz/cs> Czech, <dk> Danish, <en> English, <fi> Finnish, <fr> French, <gr> Greek, <hu> Hungarian, <it> Italian, <jp> Japanese, <nl> Dutch, <no> Norwegian, <pl> Polish, <pt> Portuguese, <ro> Romanian, <ru> Russian, <sp> Spanish, <se> Swedish, <sk> Slovakian, <sl> Slovenian, <tr> Turkey, <zh> Simplified Chinese. No details means the language is German.
CCSelect	a..10	M	Determines preselected card type in the form: VISA, MasterCard, AMEX, Diners, RuPay
URLBack	ans..256	M	URL for "Cancel" button
Center	n1	M	By default the form is centered vertically and horizontally. The value <1> centres the form at the top.
tWidth	ans..4	M	Width of table for input of the credit card data as percent- (50%) or pixel values (320).
tHeight	ans..4	M	Height of table for input of the credit card data as percent- (70%) or pixel values (480).

Layout parameters for Paygate forms for credit card payments with PayU India

The following table describes the result parameters that the Paygate transmits to your **URLSuccess**, **URLFailure** or **URLNotify**. If you have specified the **Response=encrypt** parameter, the following parameters are forwarded Blowfish encrypted to your system:

Parameter	Format	CND	Description
MID	ans..30	M	MerchantID, assigned by Computop
PayID	an32	M	ID assigned by Paygate for the payment, e.g. for referencing in batch files.
XID	an32	M	ID for all single transactions (authorisation, capture, credit note) for one payment assigned by Paygate
TransID	ans..64	M	Merchant's transaction number
Status	a..30	M	OK or AUTHORIZED (URLSuccess) as well as FAILED (URLFailure)
Description	ans..1024	M	Further details in the event that payment is rejected. Please do not use the Description but the Code parameter for the transaction status analysis!
Code	n8	M	Error code according to Paygate Response Codes Excel file (part of the software client from www.computop.de/manual)
CodeExt	ans..10	O	Error code from PayU, if agreed with Computop support
ErrorText	ans..256	O	Error text from PayU, if agreed with Computop support
MAC	an64	M	Hash Message Authentication Code (HMAC) with SHA-256 algorithm
UserData	ans..1024	O	If specified at request, Paygate forwards the parameter with the payment result to the shop.
RefNr	ans..30	O	Merchant's unique reference number
PCNr	n..16	O	Pseudo Card Number: Random number generated by Paygate which represents a genuine credit card number. The pseudo card number (PCN) starts with 0 and the last 3 digits correspond to those of the real card number. You can use the PCN like a genuine card number for authorisation, capture and credits.
CCBrand	a..22	O	In combination with PCNr: Name of credit card brand like Visa, MasterCard etc.
CCEpiry	n6	O	In combination with PCNr: Expiry date of the credit card in the format YYYYMM.
MaskedPan	an..19	OC	Masked card number 6x4
TransactionID	ans..64	C	Transaction ID from PayU
TokenExt	an..64	C	For recurring payments (RTF=I) the Token is transmitted for referencing the credit card data
Plain	ans..50	O	A value to be set by the merchant to return some information unencrypted, e.g. the MID
Custom	ans..1024	O	The merchant can submit several values separated by which are returned unencrypted and separated by &. Custom=session=123 id=456 will change in the answer to Session=123&id=456

Return parameters for URLSuccess, URLFailure and URLNotify with PayU India

Credit card payment via Server-to-Server connection

In order to execute a recurring credit card payment with PayU India in India via a server-to-server connection, call the following URL:

<https://www.computop-paygate.com/direct.aspx>

Notice: For security reasons, Paygate rejects all payment requests with formatting errors. Therefore please use the correct data type for each parameter.

The following table describes the encrypted payment request parameters:

Parameter	Format	CND	Description
MerchantID	ans..30	M	MerchantID, assigned by Computop
TransID	ans..64	M	Merchant's transaction number
RefNr	ns..30	C	Merchant's reference number. Mandatory for the initial payment of a new abo (RTF=I)
Amount	n..12	M	Amount in the smallest currency unit (e.g. EUR Cent) Please contact the helpdesk, if you want to capture amounts < 100 (smallest currency unit).
Currency	a3	M	Currency, three digits DIN / ISO 4217 Presently only INR, USD, GBP, CAD, EUR, AED, QAR, OMR, SGD, AUD, HKD permitted.
Capture	an..6	OC	Determines the type and time of capture. AUTO : capturing immediately after authorisation (default value). MANUAL : capturing made by the merchant. <Number> : Delay in hours until the capture (whole number; 1 to 696).
MAC	an64	M	Hash Message Authentication Code (HMAC) with SHA-256 algorithm
OrderDesc	ans..100	M	Description of purchased goods, unit prices etc.
UserData	ans..1024	O	If specified at request, Paygate forwards the parameter with the payment result to the shop
CCNr	n..19	M	Pseudo card number
CCExpiry	n6	M	Credit card expiry date (YYYYMM), e.g. 201807
CCBrand	a..22	M	Card brand: only VISA, MasterCard, AMEX, Diners, RuPay. Please note the spelling!
TokenExt	an..64	M	Token for referencing the credit card data with PayU
TransactionID	ans..64	M	TransactionID from PayU which is returned with the initial payment (RTF=I)
ReqID	ans..32	O	To avoid double payments, enter an alphanumeric value which identifies your transaction and may be assigned only once. If the transaction is submitted again with the same ReqID, Paygate will not carry out the payment, but will just return the status of the original transaction.
RTF	a1	O	„I“ for initializing recurrent payments
CustomerID	ans..128	O	Customer number. If customer number is not submitted instead the email address is transferred to PayU. The customer number is used to identify the customer in order to be able to select credit card data which might be stored with PayU.
eMail	ans..128	O	Email address of the customer

Parameters for credit card payments with PayU India via socket connection

The following table gives the parameters with which the Paygate responds:

Parameter	Format	CND	Description
MID	ans..30	M	MerchantID, assigned by Computop
PayID	an32	M	ID assigned by Paygate for the payment, e.g. for referencing in batch files.
XID	an32	M	ID for all single transactions (authorisation, capture, credit note) for one payment assigned by Paygate
TransID	ans..64	M	Merchant's transaction number
Status	a..30	M	OK, AUTHORIZED or FAILED
Description	ans..1024	M	Further details in the event that payment is rejected. Please do not use the Description but the Code parameter for the transaction status analysis!
Code	n8	M	Error code according to Paygate Response Codes Excel file (part of the software client from www.computop.de/manual)

CodeExt	ans..10	O	Error code from PayU, if agreed with Computop support
ErrorText	ans..256	O	Error text from PayU, if agreed with Computop support
RefNr	ns..30	O	Merchant's unique reference number
UserData	ans..1024	O	If specified at request, Paygate forwards the parameter with the payment result to the shop.
MAC	an64	M	Hash Message Authentication Code (HMAC) with SHA-256 algorithm

Result parameters for socket connection with PayU India

Credit with reference

Credits (refunds) are possible via a Server-to-Server connection. For a Credit with reference to a capture the amount of the Credit is limited to the amount of the previous capture.

To carry out a credit, please use the following URL:

<https://www.computop-paygate.com/credit.aspx>

Notice: For security reasons, Paygate rejects all payment requests with formatting errors. Therefore please use the correct data type for each parameter.

The following table describes the encrypted payment request parameters:

Parameter	Format	CND	Description
MerchantID	ans..30	M	MerchantID, assigned by Computop
PayID	an32	M	ID assigned by Paygate for the payment to be credited
TransID	ans..64	M	TransactionID which should be unique for each payment
Amount	n..12	M	Amount in the smallest currency unit (e.g. USD Cent) Please contact the helpdesk, if you want to capture amounts < 100 (smallest currency unit).
Currency	a..3	M	Currency, three digits DIN / ISO 4217 Presently only INR, USD, GBP, CAD, EUR, AED, QAR, OMR, SGD, AUD, HKD permitted.
MAC	an64	M	Hash Message Authentication Code (HMAC) with SHA-256 algorithm
OrderDesc	ans..100	O	Description of refunded goods, unit prices, merchant's comment etc.

Parameters for credit of credit card payments with PayU India via socket connection

The following table describes the Paygate response parameters:

Parameter	Format	CND	Description
MID	ans..30	M	MerchantID, assigned by Computop
PayID	an32	M	ID assigned by Paygate for the payment, e.g. for referencing in batch files.
XID	an32	M	ID for all single transactions (authorisation, capture, credit note) for one payment assigned by Paygate
TransID	ans..64	M	Merchant's transaction number
Status	a..30	M	OK or FAILED
Description	ans..1024	M	Further details in the event that payment is rejected. Please do not use the Description but the Code parameter for the transaction status analysis!

Code	n8	M	Error code according to Paygate Response Codes Excel file (part of the software client from www.computop.de/manual)
MAC	an64	M	Hash Message Authentication Code (HMAC) with SHA-256 algorithm
CodeExt	n..10	O	Error code from PayU, if agreed with Computop support
ErrorText	ans..256	O	Error text from PayU, if agreed with Computop support

Response parameters for credit of credit card payments with PayU India via socket connection

BATCH PROCESSING VIA THE INTERFACE

Basic information about using Batch files and about their structure can be found in the Batch Manager manual.

This section describes the parameters which must be transferred within the data set (**Record**) for executing payments / credits with PayU India and which information can be found within the response file about the payment status.

Following table gives an overview of all batch versions that are possible for a specific action and their specialities:

Action	Version	Description
Credit	1.0 / 2.0	Standard version without return of parameter Code
	1.x / 2.x	with RefNr (valid for all versions other than 1.0)
Reverse	1.0 / 2.0	Standard version without return of parameter Code
	1.x / 2x.	with RefNr (valid for all versions other than 1.0)

Description of the possible batch versions

The structure for a PayU India transaction within a Batch file to be submitted is as follows:

```
HEAD,<MerchantID>,<Date>,<Version>
CC,Credit,<Amount>,<Currency>,<TransID>,( <RefNr>,) <PayID>
CC,Reverse,<Amount>,<Currency>,<TransID>,( <RefNr>,) <PayID>
FOOT,<CountRecords>,<SumAmount>
```

The following table describes the individual fields and values used within the data set (record) in the batch file:

Parameter	Format	CND	Description
Type	a..11	M	HEAD for Header, FOOT for Footer, CC for credit card
Action	a..20	M	The parameter Action defines the type of transaction: Credit Reverse
Amount	n..12	M	Amount in the smallest currency unit (e.g. EUR Cent) Please contact the helpdesk, if you want to capture amounts < 100 (smallest currency unit).
Currency	a3	M	Currency code, three digits DIN / ISO 4217. Presently only INR, USD, GBP, CAD, EUR, AED, QAR, OMR, SGD, AUD, HKD permitted.
TransID	ans..64	M	TransactionID which should be unique for each payment
RefNr	ns..30	O	Unique reference number
PayID	an32	M	ID for this transaction given by Paygate

Description of fields within the record for Batch files

The record area within the response file for Batch transactions looks as follows:

```
HEAD,<MerchantID>,<Date>,<Version>
CC,Credit,<Amount>,<Currency>,<TransID>,(,<RefNr>,<PayID>,<Status>,<Code>
CC,Reverse,<Amount>,<Currency>,<TransID>,(,<RefNr>,<PayID>,<Status>,<Code>
FOOT,<CountRecords>,<SumAmount>
```

The following table describes the response parameters which the Batch Manager saves in the Record area for each transaction (standard parameters not explained here, such as <TransID> or <RefNR> and request parameters are returned unchanged and correspond to the call as specified before):

Parameter	Format	CND	Description
Action	a..20	M	The parameter Action defines the type of transaction: Credit Reverse
PayID	an32	M	ID for this transaction given by Paygate
Status	a..50	M	OK or FAILED
Code	n8	M	Error code according to Paygate Response Codes Excel file (part of the software client from www.computop.de/manual)

Description of result parameters within the record for Batch files